

Kubota

KUBOTA SUPER MINI-EXCAVATOR

K008-3



Super-compact. Highly reliable. The efficient Kubota K008-3, with enhanced operator protection, is the super mini-excavator of choice for tough jobs where space is limited.



Kubota E-TVCS engine

Highly trusted in the compact industrial machinery market, the efficient combustion created by our engine's unique Three Vortex Combustion System reduces exhaust emission, noise and vibration. Its layout also puts most components within easy reach for faster maintenance.



ROPS

For extra protection, a foldable rollover protective structure is standard-equipped on the K008-3. Folding the ROPS down lets you easily transport the mini-excavator on lorries, and travel under doorways to work indoors.



Quick-release bucket pins

This timesaving feature enables speedy removal and replacement of attachments without any tools.



Protected hydraulic service port pipes

With the K008-3, you'll never need to replace the hydraulic service port pipes again. To reduce the risk of damaging the hydraulic piping, the K008-3's service port pipes are hidden inside the boom, and its service ports are conveniently located at the end of the boom.



KUBOTA SUPER MINI-EXCAVATOR

K008-3

Lifting points

Three-point lifting allows a crane to lift it for transport, easily and safely.

Enhanced hose protection

With all hydraulic hoses uniquely hidden within the boom, and the boom cylinder located on the top of the boom, the K008-3 increases service life by offering outstanding protection.

Toolbox/manuals

A handy toolbox is conveniently located under the driver's seat. Plus, instruction manuals are stored in a compartment attached to the back of the seat.



Fully opening engine cover

The engine cover's tilt-up operation exposes most of the engine—providing easier access to components.



Adjustable track gauge


With easy, single-lever operation, the K008-3's hydraulically adjustable track gauge reduces in seconds—down to 700 mm—to enable navigation in narrow spaces. Conversely, you can widen the track gauge all the way out to 860 mm to provide a 15% increase in stability, even while operating with hydraulic breakers.



With the simple removal of one pin, its quick-fold blade adjusts in size instantly.



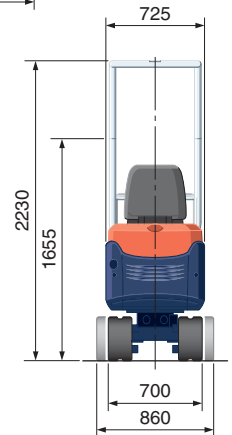
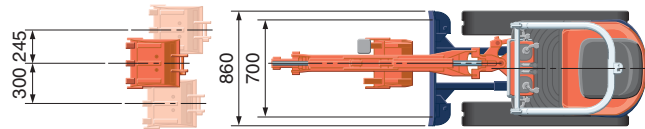
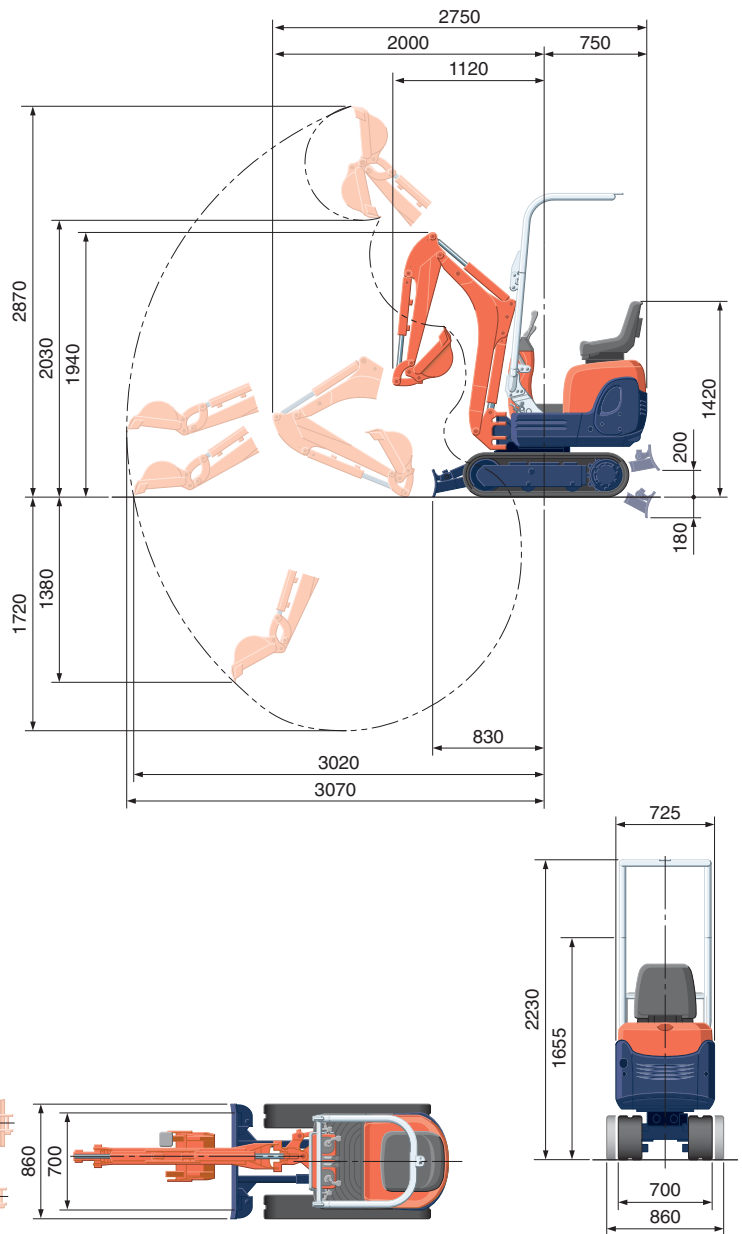
When adjusted down to 700 mm, the K008-3 can easily fit through most doorways, permitting access inside of buildings.



SPECIFICATIONS

				*with rubber shoe type	
Machine weight	Rubber crawler	kg	980		
Bucket capacity, std. SAE/CECE		m ³	0.022/0.018		
Bucket width	with side teeth	mm	368		
	without side teeth	mm	350		
Engine	Model		D722-BH-5		
	Type		Water-cooled, diesel engine E-TVCS (Economical, ecological type)		
	Output ISO90249	PS/rpm	10.2/2050		
		kW/rpm	7.4/2050		
	Number of cylinders		3		
	Bore × stroke		mm	67 × 68	
Displacement		cc	719		
Overall length		mm	2750		
Overall height		mm	2230		
Swivelling speed		rpm	8.3		
Rubber shoe width		mm	180		
Tumbler distance		mm	900		
Dozer size (width × height)		mm	700/860 × 200		
Hydraulic pumps	P1, P2		Gear pump		
	Flow rate	ℓ/min	10.5 + 10.5		
	Hydraulic pressure	MPa (kgf/cm ²)	16.7 (170)		
Max. digging force	Arm	kN (kgf)	4.5 (460)		
	Bucket	kN (kgf)	9.8 (1000)		
Boom swing angle (left/right)		deg	55/60		
Auxiliary circuit	Flow rate	ℓ/min	21.0		
	Hydraulic pressure	MPa (kgf/cm ²)	170		
Hydraulic reservoir		ℓ	12.5		
Fuel tank capacity		ℓ	12.0		
Max. travelling speed		km/h	2.0		
Ground contact pressure		kPa (kgf/cm ²)	24.3 (0.25)		
Ground clearance		mm	150		

WORKING RANGE



Unit: mm

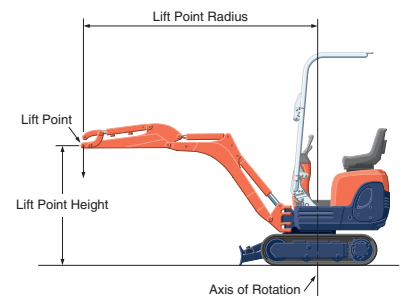
LIFTING CAPACITY

Lift Point Height	kN (ton)								
	Lifting point radius (1m)			Lifting point radius (2m)			Lifting point radius (2.5m)		
	Over-front		Over-side	Over-front		Over-side	Over-front		Over-side
Blade Down	Blade Up	Blade Down		Blade Up	Blade Down		Blade Up		
2.0 m	-	-	-	2.3 (0.23)	1.8 (0.18)	1.5 (0.15)	-	-	-
1.0 m	-	-	-	2.4 (0.24)	1.7 (0.18)	1.4 (0.14)	2.0 (0.20)	1.2 (0.12)	1.0 (0.10)
0 m	7.1 (0.72)	4.5 (0.46)	3.4 (0.34)	2.6 (0.27)	1.6 (0.16)	1.3 (0.13)	1.8 (0.19)	1.1 (0.12)	0.9 (0.09)
-1.0 m	4.2 (0.43)	4.2 (0.43)	3.4 (0.34)	1.5 (0.16)	1.5 (0.16)	1.2 (0.13)	-	-	-

Please note:

* The lifting capacities are based on ISO 10567 and do not exceed 75% of the static tilt load of the machine or 87% of the hydraulic lifting capacity of the machine.

* The excavator bucket, hook, sling and other lifting accessories are not included on this table.



* Working ranges are with Kubota standard bucket, without quick coupler.

* Specifications are subject to change without notice for purpose of improvement.

KUBOTA (U.K.) LTD

Dormer Road, Thame, Oxfordshire,
OX93UN, U.K.
Phone : 01844-268140
Fax : 01844-216685